

Architecture- Furniture Schedule		DESCRIPTION	COUNT
TAG ID			
B81	Weighted Backrest Health Rest Without Storage		144
B82	Weighted Backrest Health Armless Chair Chair		144
B83	Light Weight Backrest Health Armless Table Chair		17
B84	Weighted Backrest Health		10
B85	Backrested Backrest Health Lounge Sofa Straight Front		12
B86	Backrested Backrest Health Lounge Sofa Narrow Curve Back		12
B87	Backrested Backrest Health Lounge Sofa Wide Curve Back		13
B88	Backrested Backrest Health Lounge Sofa		13
B89	Backrested Backrest Health Lounge Sofa		13
B90	Backrested Backrest Health Lounge Sofa		13
B91	Backrested Backrest Health Lounge Sofa		13
B92	Backrested Backrest Health Lounge Sofa		13
B93	Backrested Backrest Health Lounge Sofa		13
B94	Backrested Backrest Health Lounge Sofa		13
B95	Backrested Backrest Health Lounge Sofa		13
B96	Backrested Backrest Health Lounge Sofa		13
B97	Weighted Backrest Health Folded Dining Table		13
B98	Weighted Backrest Health Lounge Sofa With Solid Wood Base		13
C11	Needing Backrest Chair with Cushion		159
C12	High Back Chair With Natural Oak Arms and Casters		159
C13	High Back Chair With Five Star Castor Swivel Base		159
C14	Armless Chair With Five Star Base		159
C15	Armless High Density Staircase Dining Chair		159
C16	Armless Lounge Sofa with Braced Aluminum Back and Legs		159
C17	Armless Lounge Chair with Braced Aluminum Back and Legs		159
C18	Armless Lounge Chair with Braced Aluminum Back and Legs		159
C19	Armless Lounge Chair with Braced Aluminum Back and Legs		159
C20	Armless Lounge Chair with Braced Aluminum Back and Legs		159
C21	Armless Lounge Chair with Braced Aluminum Back and Legs		159
C22	Armless Lounge Chair with Braced Aluminum Back and Legs		159
C23	Armless Lounge Chair with Braced Aluminum Back and Legs		159
C24	Armless Lounge Chair with Braced Aluminum Back and Legs		159
C25	Armless Lounge Chair with Braced Aluminum Back and Legs		159
C26	Armless Lounge Chair with Braced Aluminum Back and Legs		159
C27	Armless Lounge Chair with Braced Aluminum Back and Legs		159
C28	Armless Lounge Chair with Braced Aluminum Back and Legs		159
C29	Armless Lounge Chair with Braced Aluminum Back and Legs		159
C30	Armless Lounge Chair with Braced Aluminum Back and Legs		159
C31	Armless Lounge Chair with Braced Aluminum Back and Legs		159
C32	Armless Lounge Chair with Braced Aluminum Back and Legs		159
C33	Armless Lounge Chair with Braced Aluminum Back and Legs		159
C34	Armless Lounge Chair with Braced Aluminum Back and Legs		159
C35	Armless Lounge Chair with Braced Aluminum Back and Legs		159
C36	Armless Lounge Chair with Braced Aluminum Back and Legs		159
C37	Armless Lounge Chair with Braced Aluminum Back and Legs		159
C38	Armless Lounge Chair with Braced Aluminum Back and Legs		159
C39	Armless Lounge Chair with Braced Aluminum Back and Legs		159
C40	Armless Lounge Chair with Braced Aluminum Back and Legs		159
C41	Armless Lounge Chair with Braced Aluminum Back and Legs		159
C42	Armless Lounge Chair with Braced Aluminum Back and Legs		159
C43	Armless Lounge Chair with Braced Aluminum Back and Legs		159
C44	Armless Lounge Chair with Braced Aluminum Back and Legs		159
C45	Armless Lounge Chair with Braced Aluminum Back and Legs		159
C46	Armless Lounge Chair with Braced Aluminum Back and Legs		159
C47	Armless Lounge Chair with Braced Aluminum Back and Legs		159
C48	Armless Lounge Chair with Braced Aluminum Back and Legs		159
C49	Armless Lounge Chair with Braced Aluminum Back and Legs		159
C50	Armless Lounge Chair with Braced Aluminum Back and Legs		159
C51	Armless Lounge Chair with Braced Aluminum Back and Legs		159
C52	Armless Lounge Chair with Braced Aluminum Back and Legs		159
C53	Armless Lounge Chair with Braced Aluminum Back and Legs		159
C54	Armless Lounge Chair with Braced Aluminum Back and Legs		159
C55	Armless Lounge Chair with Braced Aluminum Back and Legs		159
C56	Armless Lounge Chair with Braced Aluminum Back and Legs		159
C57	Armless Lounge Chair with Braced Aluminum Back and Legs		159
C58	Armless Lounge Chair with Braced Aluminum Back and Legs		159
C59	Armless Lounge Chair with Braced Aluminum Back and Legs		159
C60	Armless Lounge Chair with Braced Aluminum Back and Legs		159
C61	Armless Lounge Chair with Braced Aluminum Back and Legs		159
C62	Armless Lounge Chair with Braced Aluminum Back and Legs		159
C63	Armless Lounge Chair with Braced Aluminum Back and Legs		159
C64	Armless Lounge Chair with Braced Aluminum Back and Legs		159
C65	Armless Lounge Chair with Braced Aluminum Back and Legs		159
C66	Armless Lounge Chair with Braced Aluminum Back and Legs		159
C67	Armless Lounge Chair with Braced Aluminum Back and Legs		159
C68	Armless Lounge Chair with Braced Aluminum Back and Legs		159
C69	Armless Lounge Chair with Braced Aluminum Back and Legs		159
C70	Armless Lounge Chair with Braced Aluminum Back and Legs		159
C71	Armless Lounge Chair with Braced Aluminum Back and Legs		159
C72	Armless Lounge Chair with Braced Aluminum Back and Legs		159
C73	Armless Lounge Chair with Braced Aluminum Back and Legs		159
C74	Armless Lounge Chair with Braced Aluminum Back and Legs		159
C75	Armless Lounge Chair with Braced Aluminum Back and Legs		159
C76	Armless Lounge Chair with Braced Aluminum Back and Legs		159
C77	Armless Lounge Chair with Braced Aluminum Back and Legs		159
C78	Armless Lounge Chair with Braced Aluminum Back and Legs		159
C79	Armless Lounge Chair with Braced Aluminum Back and Legs		159
C80	Armless Lounge Chair with Braced Aluminum Back and Legs		159
C81	Armless Lounge Chair with Braced Aluminum Back and Legs		15



Suite 701
Dallas, TX 75206
214-739-3226

ARCHITECT SEAL 9/10/2023 6:07:15 PM

SHEET

1. REFER TO A2 SERIES SHEETS FOR PARTITION TYPES, DOOR NUMBERS, AND DIMENSIONS
2. REFER TO A11 SERIES FOR FINISH PLANS (INCLUDING WALL PROTECTION) AND SHEET A11100 FOR FINISH LEGEND

MATCHING KEY DETAIL NEEDED FOR CONTINUATION ON OTHER SIDE OF JUNG

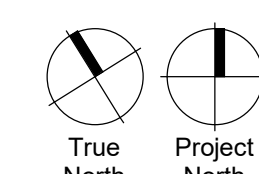
--- MATCHLINE

--- SHEET INDICATOR

--- DETAIL INDICATOR

◇ ○ ● FURNITURE TAG REF. SCHEDULE

--- EXISTING PARTITION TO REMAIN



SCALE: 1/8" = 1'-0"



214-871-7010
Kendall + Landscape Architecture
8150 North Central Expy
Suite 701

9/8/2023 5:19:58 PM

SHEET

1. REFER TO A2 SERIES SHEETS FOR PARTITION TYPES, DOOR NUMBERS, AND DIMENSIONS
2. REFER TO A11 SERIES FOR FINISH PLANS (INCLUDING WALL PROTECTION) AND SHEET A11.00 FOR FINISH LEGEND

MATCHLINE- REF: DETAIL NOTED FOR CONTINUATION ON OTHER SIDE OF LINE

SHEET INDICATOR

DETAIL INDICATOR

MATCHLINE

FURNITURE TAG- REF: SCHEDULE

EXISTING PARTITION TO REMAIN



LifePath Systems
1515 Heritage Drive
McKinney, TX 75069
972-562-0190

214-962-300
Cross Engineering
1720 West Virginia
McKinney, TX 75069

Dallas, TX 75231
214-765-6560
Bosma Design Solutions, Inc
2201 Long Prairie Road

L.A. Fuess Partners
333 Lee Parkway
Suite 300
Dallas, TX 75219

Suite 701
Dallas, TX 75206
214-739-3226




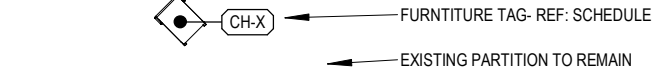
174134
JOB NO.

A13.11

SHEET

1. REFER TO A2 SERIES SHEETS FOR PARTITION TYPES, DOOR NUMBERS, AND DIMENSIONS
2. REFER TO A11 SERIES FOR FINISH PLANS (INCLUDING WALL PROTECTION) AND SHEET A11.00 FOR FINISH LEGEND

MATCHLINE- REF: DETAIL NOTED FOR CONTINUATION ON
OTHER SIDE OF LINE



LifePath Systems
1515 Heritage Drive
McKinney, TX 75069
972-562-0190

214-962-300
Cross Engineering
1720 West Virginia
McKinney, TX 75069

Dallas, TX 75231
214-765-6560
Bosma Design Solutions, Inc.
2001 LBJ Freeway, Suite 200
Dallas, TX 75231

L.A. Fuess Partners
333 Lee Parkway
Suite 300
Dallas, TX 75219

Dallas, TX 75206
214-739-3226

INCOMPLETE DOCUMENTS
FOR INTERIM REVIEW
ONLY. NOT FOR
REGULATORY APPROVAL,
PERMIT, OR CONSTRUCTION.


CURRENT SUBMISSION:	CD ISSUE
---------------------	----------

[illegible]

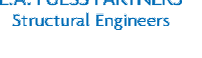
LEVEL 1- AREA 2
PARTIAL FFE PLAN

JOB NO.

SHEET



A13.12 SCALE: 1/8" = 1'-0"



BECK ARCHITECTURE LLC
1601 ELM STREET
SUITE 2800
DALLAS, TX 75201
PH: 214-303-6200
FAX: 214-303-6899
WWW.BECKGROUP.COM

LifePath Systems
1515 Heritage Drive
McKinney, TX 75069
972-562-0190

Rogers-O'Brien Construction
1901 Regal Row
Dallas, TX 75235

214-962-300
Cross Engineering
1720 West Virginia
McKinney, TX 75069

972-562-4409
SSR, Inc
670 N. Central Expressway
Suite 440

Dallas, TX 75231
214-765-6560
Bosma Design Solutions, Inc

2201 Long Prairie Road
Suite 107-727
Flower Mound, TX 75022
877-822-2374

L.A. Fuess Partners
333 Lee Parkway
Suite 300
Dallas, TX 75219

214-871-7010
dall + Landscape Architecture
8150 North Central Expy
Suite 300

Suite 701
Dallas, TX 75206
214-739-3226



JOHN PAUL DEFRANK
TX STATE REGIST. # 19612

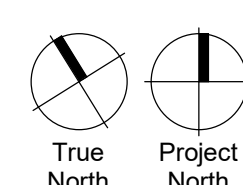
INCOMPLETE DOCUMENTS
FOR INTERIM REVIEW
ONLY. NOT FOR
REGULATORY APPROVAL,
PERMIT, OR CONSTRUCTION.

ARCHITECT SEAL 9/8/2023 5:21:14 PM

[illegible]

LIFEPATH CRISIS
CENTER

LEVEL 2 - AREA 1
PARTIAL FFE PLAN



1. REFER TO A2 SERIES SHEETS FOR PARTITION TYPES, DOOR NUMBERS, AND DIMENSIONS
2. REFER TO A11 SERIES FOR FINISH PLANS (INCLUDING WALL PROTECTION) AND SHEET A11.00 FOR FINISH LEGEND

MATCHLINE-REF: DETAIL NOTED FOR CONTINUATION ON OTHER SIDE OF LINE

SHEET INDICATOR

DETAIL INDICATOR

MATCHLINE

FURNITURE TAG-REF: SCHEDULE

EXISTING PARTITION TO REMAIN



Kendall + Landscape Architecture
8150 North Central Expy
Suite 701
Dallas, TX 75206
214-739-3226

ARCHITECT SEAL 9/8/2023 5:57:30 PM

A13.22

SHEET

1. REFER TO A2 SERIES SHEETS FOR PARTITION TYPES, DOOR NUMBERS, AND DIMENSIONS
2. REFER TO A11 SERIES FOR FINISH PLANS (INCLUDING WALL PROTECTION) AND SHEET A11.00 FOR FINISH LEGEND

Diagram illustrating a matchline and furniture tag:

- MATCHLINE- REF: DETAIL NOTED FOR CONTINUATION ON OTHER SIDE OF LINE**: Indicated by a dashed line and arrows pointing to the continuation of the line.
- SHEET INDICATOR**: A small square symbol.
- DETAIL INDICATOR**: A small circle symbol.
- MATCHLINE**: A solid line with arrows pointing to the continuation of the line.
- FURNITURE TAG- REF: SCHEDULE**: A diamond-shaped symbol containing a circle and the text "CH-X".



LifePath Systems
1515 Heritage Drive
McKinney, TX 75069
972-562-0190

214-962-3000
Cross Engineering
1720 West Virginia
McKinney, TX 75069

Bosma Design Solutions, Inc.
2201 Long Prairie Road
Suite 107-727

Suite 300
Dallas, TX 75219
214-871-7010
Kendall + Landscape Architecture

JOHN PAUL DEFRANK
TX STATE REGIST. # 19612

ARCHITECT SEAL 9/8/2023 5:21:37 PM

[illegible]

True North Project North

A13.31

SHEET

1. REFER TO A2 SERIES SHEETS FOR PARTITION TYPES, DOOR NUMBERS, AND DIMENSIONS
2. REFER TO A11 SERIES FOR FINISH PLANS (INCLUDING WALL PROTECTION) AND SHEET A11.00 FOR FINISH LEGEND

Legend for the floor plan symbols:

- MATCH LINE- REF: DETAIL NOTED FOR CONTINUATION ON OTHER SIDE OF LINE
- SHEET INDICATOR
- DETAIL INDICATOR
- MATCH LINE
- FURNITURE TAG- REF: SCHEDULE
- EXISTING PARTITION TO REMAIN



Dallas, TX 75206
214-739-3226

ARCHITECT SEAL 9/8/2023 5:22:38 PM

True North

Project North

SCALE: $1/8" = 1'-0"$

SHEET