

# **LIFEPATH SYSTEMS**

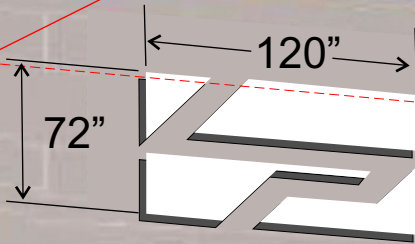
2  
2  
9  
5

2  
2  
9  
5

**LIFEPATH SYSTEMS**



Red Line is Bottom of Roof Structure  
(measured from inside above windows)



LIFEPATH SYSTEMS

460"

36"

65"



Wood Finishes | 20-year warranty | AAMA 2604



COLONIAL RED



EMBALA BROWN




ITALIAN WALNUT



MAHOGANY BROWN



SCOTTISH OAK



SUNNY PEAR




ZEBRA



FRENCH WALNUT



TENDER OAK



ASHWOOD GRAY


Stone Finishes | 20-year warranty | AAMA 2604




ACIERO CORTEN




APOLLO STONE



RUSTED METAL




TERRA DI SIENA II




TERRA COTTA MINERAL II

Mineral Finishes | 20-year warranty | AAMA 2604


Concrete Finishes | 20-year warranty | AAMA 2604




STATELY CONCRETE



INDUSTRIAL CONCRETE



GRAPHITE



FROZEN SILVER

Textured Finishes | 20-year warranty | AAMA 2604


Patina Finishes | 20-year warranty | AAMA 2604



COPPER PATINA



RUST PATINA



ZINC PATINA



ZINC CHARCOAL

Due to the printing process, the colors depicted here may deviate from the actual colors available.  
Arconic Architectural Products LLC (AAP) reserves the right to change or withdraw information contained herein without prior notice.  
Contact AAP for material samples.



BLOOMDALE ROAD

Monument Sign

MAIN  
ENTRANCE

Attached Sign

Directional Sign

CRU OUTDOOR AREA

ISI OUTDOOR AREA

LAW ENFORCEMENT  
ENTRANCE

Directional Sign

Monument Sign 2

JAMES PITTS DRIVE

